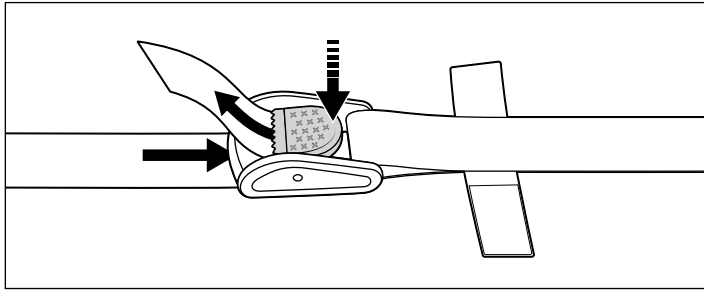
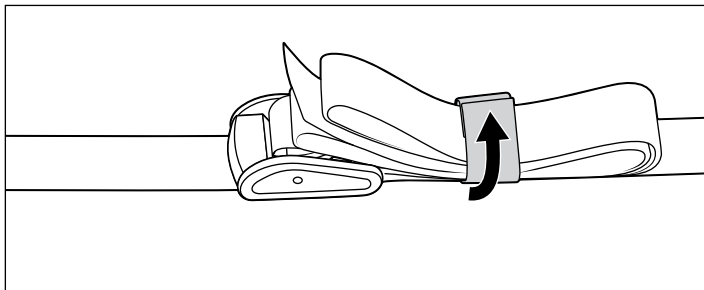


Batten™ Straps

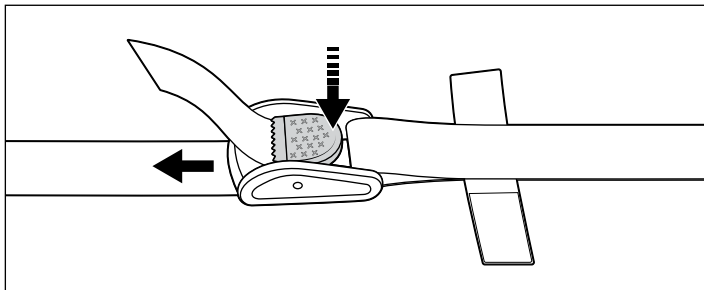
How to Use:



Depress Lever and insert strap through bottom of Buckle. Thread strap through Buckle to desired tension and release Lever.



Fold excess strap and secure with enclosed velcro ties.



Depress Lever to release strap.

Using the Batten Straps:

- Never exceed load limit of 100 kg (220 lb) and never use the straps to lift objects.
- Secure load before riding.
- Double check and verify straps have not become twisted during fastening and that straps are tight.
- Ensure the extra strap length will not tangle or interfere with moving parts.
- Make sure to support load when releasing straps.

LIMITED PRODUCT WARRANTY INFORMATION: This Product comes with an ONE (1) YEAR Limited Warranty from the date of retail purchase by the original end-user. If a material or workmanship defect arises and a valid claim is received within the Warranty Period, this Product will be replaced. Mobility Holdings cannot be held liable for damages to personal property due to misuse or improper care and maintenance. This Product Warranty does not, under any circumstance, cover the replacement or cost of any third party product used with or connected to the Product.

Tern, the Tern Werd (logotype), Tern Berd (device) and Batten Straps used alone or in combination are trade names, trade devices or registered trademarks of Mobility Holdings, Ltd.

© 2018 Mobility Holdings, Ltd.